

# double your donation

Results summary as of December 31<sup>st</sup>, 2020




**\$3.7 MILLION**

raised, providing over

**\$34 MILLION OF GROCERIES**

**THANKS TO YOU**

and our partners

## IMPACT INFORMATION

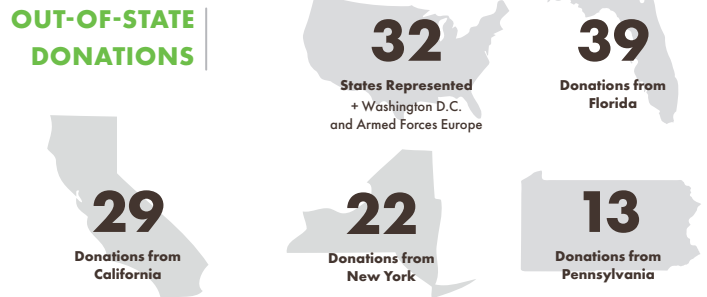
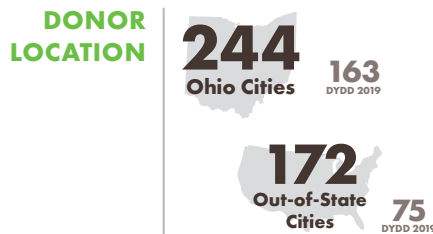
the who and the how

- WHO DONATED**
- Individuals
  - Corporations
  - Organizations
  - Foundations
  - Churches

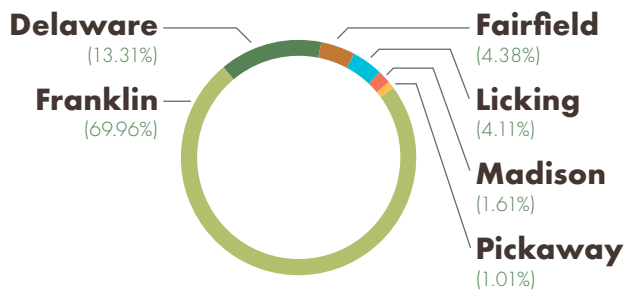
- DONATION STATISTICS**
- 2,972 Call-ins
  - 1,805 Mail
  - 1,622 Text-To-Donate Donations
  - 12,136 Online Donations
  - 9,058 New Donors

## CITIES, COUNTIES & STATES

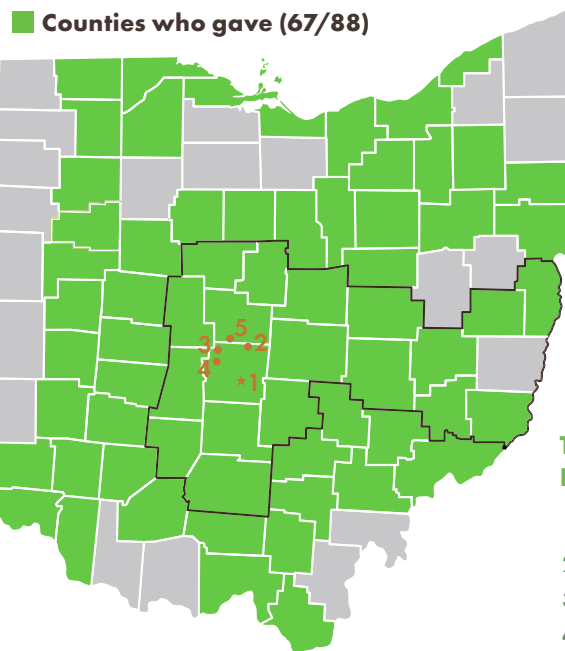
participation breakdown



## ENGAGEMENT BY COUNTY

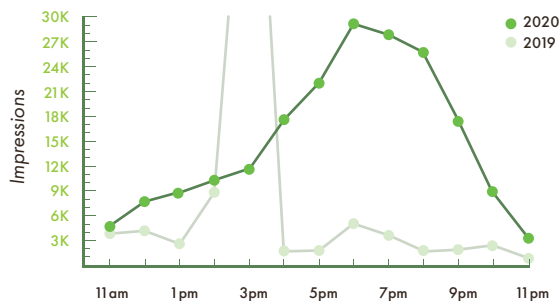


## OHIO COUNTIES REPRESENTED



## OTHER STATISTICS of interest

### SOCIAL MEDIA IMPRESSIONS THROUGH THE DAY



## TOP CITY ENGAGEMENT

- 1 Columbus
- 2 Westerville
- 3 Dublin
- 4 Hilliard
- 5 Powell